


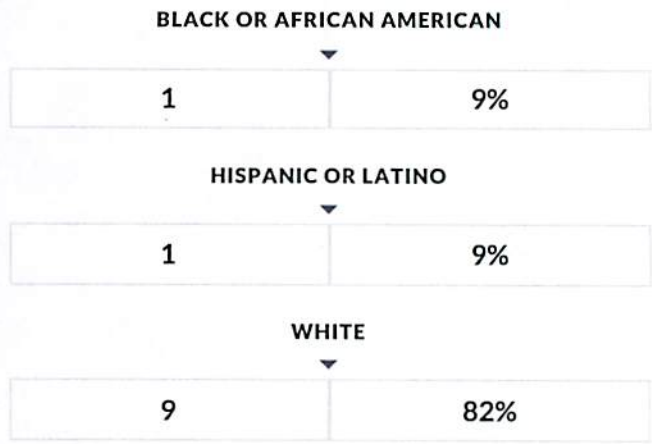
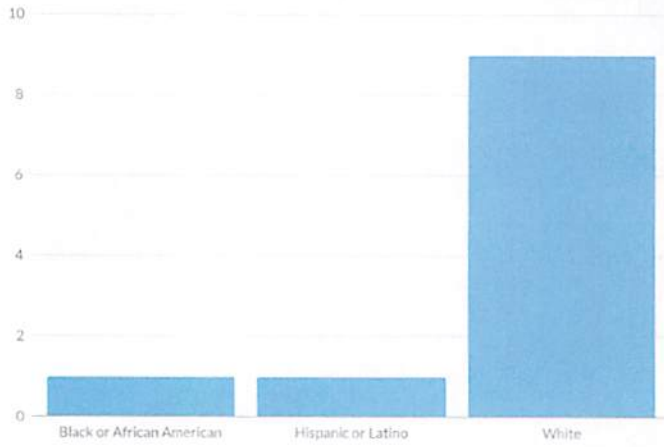
SAGAPONACK COMMON SCHOOL DISTRICT ENROLLMENT (2013 - 14)

K-12 Enrollment: 11

ENROLLMENT BY GENDER



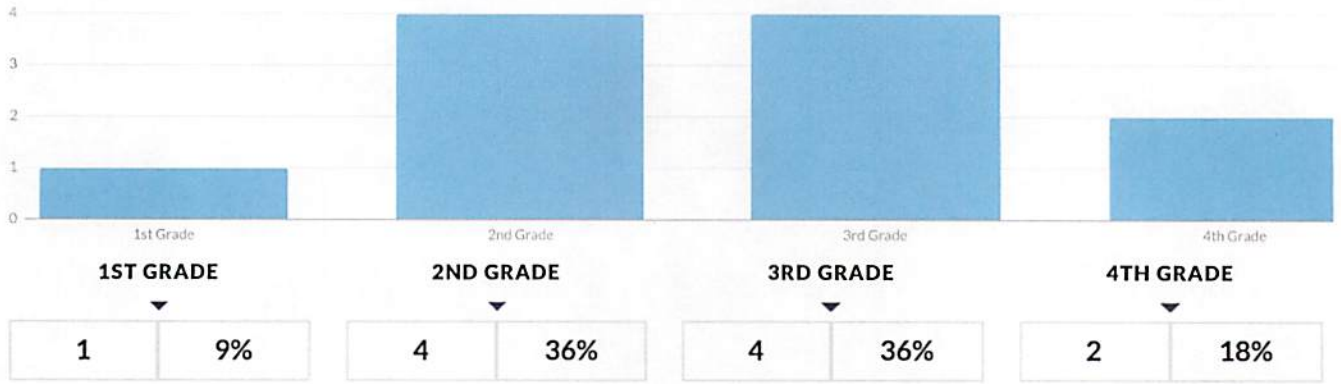
ENROLLMENT BY ETHNICITY



OTHER GROUPS



ENROLLMENT BY GRADE



AVERAGE CLASS SIZE (2013 - 14)

COMMON BRANCH



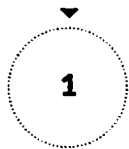
ATTENDANCE (2013 - 14)

ANNUAL ATTENDANCE RATE

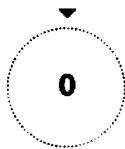
0%

STAFF COUNTS (2013 - 14)

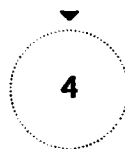
PRINCIPALS



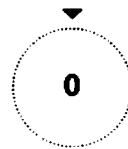
ASSISTANT PRINCIPALS



OTHER PROFESSIONAL STAFF



PARAPROFESSIONALS




TEACHER QUALIFICATIONS (2013 - 14)

TOTAL TEACHERS: 5

PERCENT WITH NO VALID TEACHING CERTIFICATE



PERCENT TEACHING OUT OF CERTIFICATION



PERCENT WITH FEWER THAN THREE YEARS OF EXPERIENCE



PERCENTAGE WITH MASTER'S DEGREE PLUS 30 HOURS OR DOCTORATE



TOTAL NUMBER OF CORE CLASSES



PERCENT NOT TAUGHT BY HIGHLY QUALIFIED TEACHERS IN THIS DISTRICT



TOTAL NUMBER OF CLASSES



0%

5

PERCENT TAUGHT BY TEACHERS WITHOUT APPROPRIATE CERTIFICATION

0%

ELEMENTARY/MIDDLE-LEVEL ENGLISH LANGUAGE ARTS RESULTS FOR ACCOUNTABILITY

ALL ACCOUNTABILITY GROUPS MADE AYP: NOT APPLICABLE

ALL STUDENTS

MADE AYP: —

	TESTED 95%		STUDENTS ENROLLED DURING THE TEST ADMINISTRATION PERIOD		PERCENT OF ENROLLED STUDENTS WITH VALID TEST SCORES
	▼		▼		▼
	—		6		—
PI >= EAMO OR SAFE HARBOR TARGET		TESTED STUDENTS ENROLLED ON BEDS DAY	PI	EAMO	SAFE HARBOR TARGET
▼		▼	▼	▼	▼
—		9	—	—	—

AMERICAN INDIAN OR ALASKA NATIVE

MADE AYP: —

	TESTED 95%		STUDENTS ENROLLED DURING THE TEST ADMINISTRATION PERIOD		PERCENT OF ENROLLED STUDENTS WITH VALID TEST SCORES
	▼		▼		▼
	—		0		—
PI >= EAMO OR SAFE HARBOR TARGET		TESTED STUDENTS ENROLLED ON BEDS DAY	PI	EAMO	SAFE HARBOR TARGET
▼		▼	▼	▼	▼
—		0	—	—	—

BLACK OR AFRICAN AMERICAN

MADE AYP: —

TESTED 95%		STUDENTS ENROLLED DURING THE TEST ADMINISTRATION PERIOD		PERCENT OF ENROLLED STUDENTS WITH VALID TEST SCORES	
▼		▼		▼	
—		0		—	
PI >= EAMO OR SAFE HARBOR TARGET	TESTED STUDENTS ENROLLED ON BEDS DAY	PI	EAMO	SAFE HARBOR TARGET	
▼	▼	▼	▼	▼	
—	0	—	—	—	

HISPANIC OR LATINO

▼
MADE AYP: —

TESTED 95%		STUDENTS ENROLLED DURING THE TEST ADMINISTRATION PERIOD		PERCENT OF ENROLLED STUDENTS WITH VALID TEST SCORES	
▼		▼		▼	
—		1		—	
PI >= EAMO OR SAFE HARBOR TARGET	TESTED STUDENTS ENROLLED ON BEDS DAY	PI	EAMO	SAFE HARBOR TARGET	
▼	▼	▼	▼	▼	
—	1	—	—	—	

ASIAN OR NATIVE HAWAIIAN/OTHER PACIFIC ISLANDER

▼
MADE AYP: —

TESTED 95%		STUDENTS ENROLLED DURING THE TEST ADMINISTRATION PERIOD		PERCENT OF ENROLLED STUDENTS WITH VALID TEST SCORES	
▼		▼		▼	
—		0		—	
PI >= EAMO OR SAFE HARBOR TARGET	TESTED STUDENTS ENROLLED ON BEDS DAY	PI	EAMO	SAFE HARBOR TARGET	
▼	▼	▼	▼	▼	
—	0	—	—	—	

WHITE

▼
MADE AYP: —

TESTED 95%		STUDENTS ENROLLED DURING THE TEST ADMINISTRATION PERIOD		PERCENT OF ENROLLED STUDENTS WITH VALID TEST SCORES	
▼		▼		▼	
—		5		—	

PI >= EAMO OR SAFE HARBOR TARGET	TESTED STUDENTS ENROLLED ON BEDS DAY	PI	EAMO	SAFE HARBOR TARGET
▼ —	▼ 8	▼ —	▼ —	▼ —

MULTIRACIAL



MADE AYP: —

TESTED 95%



—

STUDENTS ENROLLED DURING THE TEST ADMINISTRATION PERIOD



0

PERCENT OF ENROLLED STUDENTS WITH VALID TEST SCORES



—

PI >= EAMO OR SAFE HARBOR TARGET	TESTED STUDENTS ENROLLED ON BEDS DAY	PI	EAMO	SAFE HARBOR TARGET
▼ —	▼ 0	▼ —	▼ —	▼ —

STUDENTS WITH DISABILITIES



MADE AYP: —

TESTED 95%



—

STUDENTS ENROLLED DURING THE TEST ADMINISTRATION PERIOD



0

PERCENT OF ENROLLED STUDENTS WITH VALID TEST SCORES



—

PI >= EAMO OR SAFE HARBOR TARGET	TESTED STUDENTS ENROLLED ON BEDS DAY	PI	EAMO	SAFE HARBOR TARGET
▼ —	▼ 0	▼ —	▼ —	▼ —

LIMITED ENGLISH PROFICIENT



MADE AYP: —

TESTED 95%



—

STUDENTS ENROLLED DURING THE TEST ADMINISTRATION PERIOD



0

PERCENT OF ENROLLED STUDENTS WITH VALID TEST SCORES



—

PI >= EAMO OR SAFE HARBOR TARGET	TESTED STUDENTS ENROLLED ON BEDS DAY	PI	EAMO	SAFE HARBOR TARGET
▼ —	▼ 0	▼ —	▼ —	▼ —

ECONOMICALLY DISADVANTAGED



MADE AYP: —

TESTED 95%



—

STUDENTS ENROLLED DURING THE TEST ADMINISTRATION PERIOD



0

PERCENT OF ENROLLED STUDENTS WITH VALID TEST SCORES



—

PI >= EAMO OR SAFE HARBOR TARGET



—

TESTED STUDENTS ENROLLED ON BEDS DAY



0

PI



—

EAMO



—

SAFE HARBOR TARGET



—

RESULTS FOR THE FOLLOWING GROUPS ARE NOT USED TO DETERMINE AYP.

NOT AMERICAN INDIAN OR ALASKA NATIVE

STUDENTS ENROLLED DURING THE TEST ADMINISTRATION PERIOD	PERCENT OF ENROLLED STUDENTS WITH VALID TEST SCORES	TESTED STUDENTS ENROLLED ON BEDS DAY	PI
▼	▼	▼	▼
6	—	9	—

NOT BLACK OR AFRICAN AMERICAN

STUDENTS ENROLLED DURING THE TEST ADMINISTRATION PERIOD	PERCENT OF ENROLLED STUDENTS WITH VALID TEST SCORES	TESTED STUDENTS ENROLLED ON BEDS DAY	PI
▼	▼	▼	▼
6	—	9	—

NOT HISPANIC OR LATINO

STUDENTS ENROLLED DURING THE TEST ADMINISTRATION PERIOD	PERCENT OF ENROLLED STUDENTS WITH VALID TEST SCORES	TESTED STUDENTS ENROLLED ON BEDS DAY	PI
▼	▼	▼	▼
5	—	8	—

NOT ASIAN OR NATIVE HAWAIIAN/OTHER PACIFIC ISLANDER

STUDENTS ENROLLED DURING THE TEST ADMINISTRATION PERIOD	PERCENT OF ENROLLED STUDENTS WITH VALID TEST SCORES	TESTED STUDENTS ENROLLED ON BEDS DAY	PI
▼	▼	▼	▼
6	—	9	—

NOT WHITE

STUDENTS ENROLLED DURING THE TEST ADMINISTRATION PERIOD	PERCENT OF ENROLLED STUDENTS WITH VALID TEST SCORES	TESTED STUDENTS ENROLLED ON BEDS DAY	PI
▼	▼	▼	▼
1	—	1	—

NOT MULTIRACIAL

STUDENTS ENROLLED DURING THE TEST ADMINISTRATION PERIOD	PERCENT OF ENROLLED STUDENTS WITH VALID TEST SCORES	TESTED STUDENTS ENROLLED ON BEDS DAY	PI
▼	▼	▼	▼
			—

6

—

9

GENERAL EDUCATION



**STUDENTS ENROLLED
DURING THE TEST
ADMINISTRATION PERIOD**

**PERCENT OF ENROLLED
STUDENTS WITH VALID
TEST SCORES**

**TESTED STUDENTS
ENROLLED ON BEDS DAY**

PI



6

—

9

—

ENGLISH PROFICIENT



**STUDENTS ENROLLED
DURING THE TEST
ADMINISTRATION PERIOD**

**PERCENT OF ENROLLED
STUDENTS WITH VALID
TEST SCORES**

**TESTED STUDENTS
ENROLLED ON BEDS DAY**

PI



6

—

9

—

NOT ECONOMICALLY DISADVANTAGED



**STUDENTS ENROLLED
DURING THE TEST
ADMINISTRATION PERIOD**

**PERCENT OF ENROLLED
STUDENTS WITH VALID
TEST SCORES**

**TESTED STUDENTS
ENROLLED ON BEDS DAY**

PI



6

—

9

—

MALE



**STUDENTS ENROLLED
DURING THE TEST
ADMINISTRATION PERIOD**

**PERCENT OF ENROLLED
STUDENTS WITH VALID
TEST SCORES**

**TESTED STUDENTS
ENROLLED ON BEDS DAY**

PI



2

—

3

—

FEMALE



**STUDENTS ENROLLED
DURING THE TEST
ADMINISTRATION PERIOD**

**PERCENT OF ENROLLED
STUDENTS WITH VALID
TEST SCORES**

**TESTED STUDENTS
ENROLLED ON BEDS DAY**

PI



4

—

6

—

MIGRANT



**STUDENTS ENROLLED
DURING THE TEST
ADMINISTRATION PERIOD**

**PERCENT OF ENROLLED
STUDENTS WITH VALID
TEST SCORES**

**TESTED STUDENTS
ENROLLED ON BEDS DAY**

PI



0

—

0

—

NOT MIGRANT

STUDENTS ENROLLED DURING THE TEST ADMINISTRATION PERIOD	PERCENT OF ENROLLED STUDENTS WITH VALID TEST SCORES	TESTED STUDENTS ENROLLED ON BEDS DAY	PI
▼	▼	▼	▼
6	—	9	—

— There were fewer than 40 students enrolled during the test administration period, so the Percent of Enrolled Students with Valid Test Scores data are suppressed OR there were fewer than 30 tested students enrolled on BEDS day and during the test administration period, so the PI, EAMO, and Safe Harbor Target data are suppressed.

ELEMENTARY/MIDDLE-LEVEL MATHEMATICS RESULTS FOR ACCOUNTABILITY

ALL ACCOUNTABILITY GROUPS MADE AYP: NOT APPLICABLE

ALL STUDENTS

MADE AYP: —

TESTED 95%	STUDENTS ENROLLED DURING THE TEST ADMINISTRATION PERIOD	PERCENT OF ENROLLED STUDENTS WITH VALID TEST SCORES		
▼	▼	▼		
—	6	—		
PI >= EAMO OR SAFE HARBOR TARGET	TESTED STUDENTS ENROLLED ON BEDS DAY	PI	EAMO	SAFE HARBOR TARGET
▼	▼	▼	▼	▼
—	9	—	—	—

AMERICAN INDIAN OR ALASKA NATIVE

MADE AYP: —

TESTED 95%	STUDENTS ENROLLED DURING THE TEST ADMINISTRATION PERIOD	PERCENT OF ENROLLED STUDENTS WITH VALID TEST SCORES		
▼	▼	▼		
—	0	—		
PI >= EAMO OR SAFE HARBOR TARGET	TESTED STUDENTS ENROLLED ON BEDS DAY	PI	EAMO	SAFE HARBOR TARGET
▼	▼	▼	▼	▼
—	0	—	—	—

BLACK OR AFRICAN AMERICAN

MADE AYP: —

TESTED 95%		STUDENTS ENROLLED DURING THE TEST ADMINISTRATION PERIOD		PERCENT OF ENROLLED STUDENTS WITH VALID TEST SCORES	
▼		▼		▼	
—		0		—	
PI ≥ EAMO OR SAFE HARBOR TARGET	TESTED STUDENTS ENROLLED ON BEDS DAY	PI	EAMO	SAFE HARBOR TARGET	
▼	▼	▼	▼	▼	
—	0	—	—	—	

HISPANIC OR LATINO

▼
MADE AYP: —

TESTED 95%		STUDENTS ENROLLED DURING THE TEST ADMINISTRATION PERIOD		PERCENT OF ENROLLED STUDENTS WITH VALID TEST SCORES	
▼		▼		▼	
—		1		—	
PI ≥ EAMO OR SAFE HARBOR TARGET	TESTED STUDENTS ENROLLED ON BEDS DAY	PI	EAMO	SAFE HARBOR TARGET	
▼	▼	▼	▼	▼	
—	1	—	—	—	

ASIAN OR NATIVE HAWAIIAN/OTHER PACIFIC ISLANDER

▼
MADE AYP: —

TESTED 95%		STUDENTS ENROLLED DURING THE TEST ADMINISTRATION PERIOD		PERCENT OF ENROLLED STUDENTS WITH VALID TEST SCORES	
▼		▼		▼	
—		0		—	
PI ≥ EAMO OR SAFE HARBOR TARGET	TESTED STUDENTS ENROLLED ON BEDS DAY	PI	EAMO	SAFE HARBOR TARGET	
▼	▼	▼	▼	▼	
—	0	—	—	—	

WHITE

▼
MADE AYP: —

TESTED 95%		STUDENTS ENROLLED DURING THE TEST ADMINISTRATION PERIOD		PERCENT OF ENROLLED STUDENTS WITH VALID TEST SCORES	
▼		▼		▼	
—		5		—	

PI >= EAMO OR SAFE HARBOR TARGET	TESTED STUDENTS ENROLLED ON BEDS DAY	PI	EAMO	SAFE HARBOR TARGET
▼ —	▼ 8	▼ —	▼ —	▼ —

MULTIRACIAL



MADE AYP: —

TESTED 95%



—

STUDENTS ENROLLED DURING THE TEST ADMINISTRATION PERIOD



0

PERCENT OF ENROLLED STUDENTS WITH VALID TEST SCORES



—

PI >= EAMO OR SAFE HARBOR TARGET



—

TESTED STUDENTS ENROLLED ON BEDS DAY



0

PI



—

EAMO



—

SAFE HARBOR TARGET



—

STUDENTS WITH DISABILITIES



MADE AYP: —

TESTED 95%



—

STUDENTS ENROLLED DURING THE TEST ADMINISTRATION PERIOD



0

PERCENT OF ENROLLED STUDENTS WITH VALID TEST SCORES



—

PI >= EAMO OR SAFE HARBOR TARGET



—

TESTED STUDENTS ENROLLED ON BEDS DAY



0

PI



—

EAMO



—

SAFE HARBOR TARGET



—

LIMITED ENGLISH PROFICIENT



MADE AYP: —

TESTED 95%



—

STUDENTS ENROLLED DURING THE TEST ADMINISTRATION PERIOD



0

PERCENT OF ENROLLED STUDENTS WITH VALID TEST SCORES



—

PI >= EAMO OR SAFE HARBOR TARGET



—

TESTED STUDENTS ENROLLED ON BEDS DAY



0

PI



—

EAMO



—

SAFE HARBOR TARGET



—

ECONOMICALLY DISADVANTAGED



MADE AYP: —

	TESTED 95%		STUDENTS ENROLLED DURING THE TEST ADMINISTRATION PERIOD		PERCENT OF ENROLLED STUDENTS WITH VALID TEST SCORES
	▼		▼		▼
	—		0		—
PI >= EAMO OR SAFE HARBOR TARGET		TESTED STUDENTS ENROLLED ON BEDS DAY	PI	EAMO	SAFE HARBOR TARGET
▼	▼	▼	▼	▼	▼
—	0	—	—	—	—

RESULTS FOR THE FOLLOWING GROUPS ARE NOT USED TO DETERMINE AYP.

NOT AMERICAN INDIAN OR ALASKA NATIVE

STUDENTS ENROLLED DURING THE TEST ADMINISTRATION PERIOD	PERCENT OF ENROLLED STUDENTS WITH VALID TEST SCORES	TESTED STUDENTS ENROLLED ON BEDS DAY	PI
▼	▼	▼	▼
6	—	9	—

NOT BLACK OR AFRICAN AMERICAN

STUDENTS ENROLLED DURING THE TEST ADMINISTRATION PERIOD	PERCENT OF ENROLLED STUDENTS WITH VALID TEST SCORES	TESTED STUDENTS ENROLLED ON BEDS DAY	PI
▼	▼	▼	▼
6	—	9	—

NOT HISPANIC OR LATINO

STUDENTS ENROLLED DURING THE TEST ADMINISTRATION PERIOD	PERCENT OF ENROLLED STUDENTS WITH VALID TEST SCORES	TESTED STUDENTS ENROLLED ON BEDS DAY	PI
▼	▼	▼	▼
5	—	8	—

NOT ASIAN OR NATIVE HAWAIIAN/OTHER PACIFIC ISLANDER

STUDENTS ENROLLED DURING THE TEST ADMINISTRATION PERIOD	PERCENT OF ENROLLED STUDENTS WITH VALID TEST SCORES	TESTED STUDENTS ENROLLED ON BEDS DAY	PI
▼	▼	▼	▼
6	—	9	—

NOT WHITE

STUDENTS ENROLLED DURING THE TEST ADMINISTRATION PERIOD	PERCENT OF ENROLLED STUDENTS WITH VALID TEST SCORES	TESTED STUDENTS ENROLLED ON BEDS DAY	PI
▼	▼	▼	▼
1	—	1	—

NOT MULTIRACIAL

STUDENTS ENROLLED DURING THE TEST ADMINISTRATION PERIOD	PERCENT OF ENROLLED STUDENTS WITH VALID TEST SCORES	TESTED STUDENTS ENROLLED ON BEDS DAY	PI
▼	▼	▼	▼
			—

6 — 9

GENERAL EDUCATION

STUDENTS ENROLLED DURING THE TEST ADMINISTRATION PERIOD	PERCENT OF ENROLLED STUDENTS WITH VALID TEST SCORES	TESTED STUDENTS ENROLLED ON BEDS DAY	PI
6	—	9	—

ENGLISH PROFICIENT

STUDENTS ENROLLED DURING THE TEST ADMINISTRATION PERIOD	PERCENT OF ENROLLED STUDENTS WITH VALID TEST SCORES	TESTED STUDENTS ENROLLED ON BEDS DAY	PI
6	—	9	—

NOT ECONOMICALLY DISADVANTAGED

STUDENTS ENROLLED DURING THE TEST ADMINISTRATION PERIOD	PERCENT OF ENROLLED STUDENTS WITH VALID TEST SCORES	TESTED STUDENTS ENROLLED ON BEDS DAY	PI
6	—	9	—

MALE

STUDENTS ENROLLED DURING THE TEST ADMINISTRATION PERIOD	PERCENT OF ENROLLED STUDENTS WITH VALID TEST SCORES	TESTED STUDENTS ENROLLED ON BEDS DAY	PI
2	—	3	—

FEMALE

STUDENTS ENROLLED DURING THE TEST ADMINISTRATION PERIOD	PERCENT OF ENROLLED STUDENTS WITH VALID TEST SCORES	TESTED STUDENTS ENROLLED ON BEDS DAY	PI
4	—	6	—

MIGRANT

STUDENTS ENROLLED DURING THE TEST ADMINISTRATION PERIOD	PERCENT OF ENROLLED STUDENTS WITH VALID TEST SCORES	TESTED STUDENTS ENROLLED ON BEDS DAY	PI
0	—	0	—

NOT MIGRANT

STUDENTS ENROLLED DURING THE TEST ADMINISTRATION PERIOD	PERCENT OF ENROLLED STUDENTS WITH VALID TEST SCORES	TESTED STUDENTS ENROLLED ON BEDS DAY	PI
6	—	9	—

— There were fewer than 40 students enrolled during the test administration period, so the Percent of Enrolled Students with Valid Test Scores data are suppressed OR there were fewer than 30 tested students enrolled on BEDS day and during the test administration period, so the PI, EAMO, and Safe Harbor Target data are suppressed.

ELEMENTARY/MIDDLE-LEVEL SCIENCE RESULTS FOR ACCOUNTABILITY

ALL ACCOUNTABILITY GROUPS MADE AYP: NOT APPLICABLE

ALL STUDENTS

MADE AYP: —

TESTED 80%	STUDENTS ENROLLED DURING THE TEST ADMINISTRATION PERIOD	PERCENT OF ENROLLED STUDENTS WITH VALID TEST SCORES
—	2	—

PI >= EAMO OR PROGRESS TARGET	TESTED STUDENTS ENROLLED ON BEDS DAY	PI	EAMO	PROGRESS TARGET
—	2	—	—	—

AMERICAN INDIAN OR ALASKA NATIVE

MADE AYP: —

TESTED 80%	STUDENTS ENROLLED DURING THE TEST ADMINISTRATION PERIOD	PERCENT OF ENROLLED STUDENTS WITH VALID TEST SCORES
—	0	—

PI >= EAMO OR PROGRESS TARGET	TESTED STUDENTS ENROLLED ON BEDS DAY	PI	EAMO	PROGRESS TARGET
—	0	—	—	—

BLACK OR AFRICAN AMERICAN

MADE AYP: —

TESTED 80%		STUDENTS ENROLLED DURING THE TEST ADMINISTRATION PERIOD		PERCENT OF ENROLLED STUDENTS WITH VALID TEST SCORES
▼		▼		▼
—		0		—
PI >= EAMO OR PROGRESS TARGET	TESTED STUDENTS ENROLLED ON BEDS DAY	PI	EAMO	PROGRESS TARGET
▼	▼	▼	▼	▼
—	0	—	—	—

HISPANIC OR LATINO

MADE AYP: —

TESTED 80%		STUDENTS ENROLLED DURING THE TEST ADMINISTRATION PERIOD		PERCENT OF ENROLLED STUDENTS WITH VALID TEST SCORES
▼		▼		▼
—		0		—
PI >= EAMO OR PROGRESS TARGET	TESTED STUDENTS ENROLLED ON BEDS DAY	PI	EAMO	PROGRESS TARGET
▼	▼	▼	▼	▼
—	0	—	—	—

ASIAN OR NATIVE HAWAIIAN/OTHER PACIFIC ISLANDER

MADE AYP: —

TESTED 80%		STUDENTS ENROLLED DURING THE TEST ADMINISTRATION PERIOD		PERCENT OF ENROLLED STUDENTS WITH VALID TEST SCORES
▼		▼		▼
—		0		—
PI >= EAMO OR PROGRESS TARGET	TESTED STUDENTS ENROLLED ON BEDS DAY	PI	EAMO	PROGRESS TARGET
▼	▼	▼	▼	▼
—	0	—	—	—

WHITE

MADE AYP: —

TESTED 80%		STUDENTS ENROLLED DURING THE TEST ADMINISTRATION PERIOD		PERCENT OF ENROLLED STUDENTS WITH VALID TEST SCORES
▼		▼		▼
—		2		—

PI >= EAMO OR PROGRESS TARGET	TESTED STUDENTS ENROLLED ON BEDS DAY	PI	EAMO	PROGRESS TARGET
▼ —	▼ 2	▼ —	▼ —	▼ —

MULTIRACIAL



MADE AYP: —

TESTED 80%



—

STUDENTS ENROLLED DURING THE TEST ADMINISTRATION PERIOD



0

PERCENT OF ENROLLED STUDENTS WITH VALID TEST SCORES



—

PI >= EAMO OR PROGRESS TARGET



—

TESTED STUDENTS ENROLLED ON BEDS DAY



0

PI



—

EAMO



—

PROGRESS TARGET



—

STUDENTS WITH DISABILITIES



MADE AYP: —

TESTED 80%



—

STUDENTS ENROLLED DURING THE TEST ADMINISTRATION PERIOD



0

PERCENT OF ENROLLED STUDENTS WITH VALID TEST SCORES



—

PI >= EAMO OR PROGRESS TARGET



—

TESTED STUDENTS ENROLLED ON BEDS DAY



0

PI



—

EAMO



—

PROGRESS TARGET



—

LIMITED ENGLISH PROFICIENT



MADE AYP: —

TESTED 80%



—

STUDENTS ENROLLED DURING THE TEST ADMINISTRATION PERIOD



0

PERCENT OF ENROLLED STUDENTS WITH VALID TEST SCORES



—

PI >= EAMO OR PROGRESS TARGET



—

TESTED STUDENTS ENROLLED ON BEDS DAY



0

PI



—

EAMO



—

PROGRESS TARGET



—

ECONOMICALLY DISADVANTAGED



MADE AYP: —

	TESTED 80%		STUDENTS ENROLLED DURING THE TEST ADMINISTRATION PERIOD		PERCENT OF ENROLLED STUDENTS WITH VALID TEST SCORES
	▼		▼		▼
	—		0		—
		TESTED STUDENTS ENROLLED ON BEDS DAY	PI	EAMO	PROGRESS TARGET
PI >= EAMO OR PROGRESS TARGET		▼	▼	▼	▼
—		0	—	—	—

RESULTS FOR THE FOLLOWING GROUPS ARE NOT USED TO DETERMINE AYP.

NOT AMERICAN INDIAN OR ALASKA NATIVE

STUDENTS ENROLLED DURING THE TEST ADMINISTRATION PERIOD	PERCENT OF ENROLLED STUDENTS WITH VALID TEST SCORES	TESTED STUDENTS ENROLLED ON BEDS DAY	PI
▼	▼	▼	▼
2	—	2	—

NOT BLACK OR AFRICAN AMERICAN

STUDENTS ENROLLED DURING THE TEST ADMINISTRATION PERIOD	PERCENT OF ENROLLED STUDENTS WITH VALID TEST SCORES	TESTED STUDENTS ENROLLED ON BEDS DAY	PI
▼	▼	▼	▼
2	—	2	—

NOT HISPANIC OR LATINO

STUDENTS ENROLLED DURING THE TEST ADMINISTRATION PERIOD	PERCENT OF ENROLLED STUDENTS WITH VALID TEST SCORES	TESTED STUDENTS ENROLLED ON BEDS DAY	PI
▼	▼	▼	▼
2	—	2	—

NOT ASIAN OR NATIVE HAWAIIAN/OTHER PACIFIC ISLANDER

STUDENTS ENROLLED DURING THE TEST ADMINISTRATION PERIOD	PERCENT OF ENROLLED STUDENTS WITH VALID TEST SCORES	TESTED STUDENTS ENROLLED ON BEDS DAY	PI
▼	▼	▼	▼
2	—	2	—

NOT WHITE

STUDENTS ENROLLED DURING THE TEST ADMINISTRATION PERIOD	PERCENT OF ENROLLED STUDENTS WITH VALID TEST SCORES	TESTED STUDENTS ENROLLED ON BEDS DAY	PI
▼	▼	▼	▼
0	—	0	—

NOT MULTIRACIAL

STUDENTS ENROLLED DURING THE TEST ADMINISTRATION PERIOD	PERCENT OF ENROLLED STUDENTS WITH VALID TEST SCORES	TESTED STUDENTS ENROLLED ON BEDS DAY	PI
▼	▼	▼	▼
			—

2

—

2

GENERAL EDUCATION



STUDENTS ENROLLED DURING THE TEST ADMINISTRATION PERIOD	PERCENT OF ENROLLED STUDENTS WITH VALID TEST SCORES	TESTED STUDENTS ENROLLED ON BEDS DAY	PI
▼	▼	▼	▼
2	—	2	—

ENGLISH PROFICIENT



STUDENTS ENROLLED DURING THE TEST ADMINISTRATION PERIOD	PERCENT OF ENROLLED STUDENTS WITH VALID TEST SCORES	TESTED STUDENTS ENROLLED ON BEDS DAY	PI
▼	▼	▼	▼
2	—	2	—

NOT ECONOMICALLY DISADVANTAGED



STUDENTS ENROLLED DURING THE TEST ADMINISTRATION PERIOD	PERCENT OF ENROLLED STUDENTS WITH VALID TEST SCORES	TESTED STUDENTS ENROLLED ON BEDS DAY	PI
▼	▼	▼	▼
2	—	2	—

MALE



STUDENTS ENROLLED DURING THE TEST ADMINISTRATION PERIOD	PERCENT OF ENROLLED STUDENTS WITH VALID TEST SCORES	TESTED STUDENTS ENROLLED ON BEDS DAY	PI
▼	▼	▼	▼
1	—	1	—

FEMALE



STUDENTS ENROLLED DURING THE TEST ADMINISTRATION PERIOD	PERCENT OF ENROLLED STUDENTS WITH VALID TEST SCORES	TESTED STUDENTS ENROLLED ON BEDS DAY	PI
▼	▼	▼	▼
1	—	1	—

MIGRANT



STUDENTS ENROLLED DURING THE TEST ADMINISTRATION PERIOD	PERCENT OF ENROLLED STUDENTS WITH VALID TEST SCORES	TESTED STUDENTS ENROLLED ON BEDS DAY	PI
▼	▼	▼	▼
0	—	0	—

NOT MIGRANT

STUDENTS ENROLLED DURING THE TEST ADMINISTRATION PERIOD	PERCENT OF ENROLLED STUDENTS WITH VALID TEST SCORES	TESTED STUDENTS ENROLLED ON BEDS DAY	PI
2	—	2	—

— There were fewer than 40 students enrolled during the test administration period, so the Percent of Enrolled Students with Valid Test Scores data are suppressed OR there were fewer than 30 tested students enrolled on BEDS day and during the test administration period, so the PI, EAMO, and Progress Target data are suppressed.

© COPYRIGHT NEW YORK STATE EDUCATION DEPARTMENT, ALL RIGHTS RESERVED.